










U

k V@-u









# . . . . .

o	Norm	C	Si	Mn	P	S	Cr	Ni.	Mo	V
---	------	---	----	----	---	---	----	-----	----	---

[Redacted]

[Redacted]

[Redacted]

[Redacted]



✓ 0  
✓ 0  
✓ 0  
✓ 0  
✓ =  
✓ \

=k#

k

#

#

o=)

-

#

-

-V @\

✓

.....









[REDACTED]

[REDACTED]


[REDACTED]

[REDACTED]

[REDACTED]

[REDACTED]

[REDACTED]





o Diameter

[Redacted content]





\ @ ‡ o o = ' k h o — k

Diameter Diameter



## # 1

1. **Introduction**  
This document provides a comprehensive overview of the project's objectives, scope, and key findings. It is intended for stakeholders and serves as a reference point for all project-related activities.

## 2. Project Objectives

The primary objectives of this project are to enhance operational efficiency, reduce costs, and improve customer satisfaction. These goals are supported by a series of strategic initiatives and performance metrics.

## 8. Conclusion

In conclusion, the project has successfully achieved its stated goals and objectives. The findings indicate a significant improvement in operational performance and a positive impact on customer satisfaction.

## k. Recommendations for Future Work

Based on the project findings, several key recommendations are provided to guide future work. These include implementing continuous improvement processes and enhancing data-driven decision-making.

## • Appendix A: Data Tables

This section contains detailed data tables and charts that support the findings and conclusions of the project. The data is presented in a clear and concise format for easy reference.

## K. Acknowledgments

We would like to thank the project team, stakeholders, and sponsors for their support and contributions throughout the project. Their dedication and expertise were instrumental in achieving the project's success.



U

h

✓ )

✓ h    '    œ    1

"

&    '    œ

